



## BIROn - Birkbeck Institutional Research Online

Campbell, Rosie and Erzeel, S. (2018) Exploring gender differences in support for rightist parties: the role of party and gender ideology. *Politics and Gender* 14 (1), pp. 80-105. ISSN 1743-923X.

Downloaded from: <http://eprints.bbk.ac.uk/20633/>

*Usage Guidelines:*

Please refer to usage guidelines at <http://eprints.bbk.ac.uk/policies.html>  
contact [lib-eprints@bbk.ac.uk](mailto:lib-eprints@bbk.ac.uk).

or alternatively

## Introduction

How parties of the right represent women voters is a puzzle with many moving parts. A convincing account must include the three key elements of political representation in party democracies: the ideology and behaviour of parties; their representatives; and their voters. It is unlikely that any single piece of research could credibly capture all of these elements together but cumulatively the articles in this special issue seek a holistic description. In our contribution we isolate two components of the political representation triadic (Norton and Wood 1993); party (ideology) and voter (behaviour). Analysis of the linkages between these two constituents nonetheless requires the integration of several disparate but related literatures. The expanding research on party behaviour and debates concerning the extent to which parties of the right can ever truly represent the 'interests of women' (Celis and Childs 2011; Celis and Childs 2014a; Celis et al. 2014) is related, if often only implicitly, with the literature concerning the presence or absence of a demand by parties of the right for women voters' votes. The literature that focuses specifically on gender and voting for parties of the right largely seeks to understand why the increasing support for populist radical right parties, mainly in Europe<sup>i</sup>, is driven more by men than women (e.g. Akkerman, de Lange and Rooduijn 2016; Hartevelde et al 2015; Spierings and Zaslove 2015, 2017). Alongside this literature is a vast body of research on the 'modern gender gap' which seeks to explain women's movement to support parties of the left in many Western democracies, but also explores why women historically supported parties of the right in greater numbers than men and whether they continue to do so in more traditional societies.

In this article we attempt to combine these approaches by conducting a two-stage exploratory analysis using expert and voter survey data. First, we map the ideological positions of parties of the right in terms of gender ideology across Western Europe to establish the extent to which there is a common approach to gender equality or a common theme in the way parties of the right seek to represent the interests of women. Second, we explore whether rightist parties differ in their ability to recruit women's votes.

## **Party ideology**

The assumption that the representation of women was the task of leftist parties was implicit within much gender and politics scholarship (Celis and Childs 2011; Celis and Childs 2014a). In fact and to a large extent, feminist thought operated on the basis that conservatism and feminism were mutually exclusive (Erzeel, Celis and Caluwaerts 2014). Certainly research shows that rightist parties more often than leftist parties make anti-feminist claims (Celis 2006; Erzeel, Celis and Caluwaerts 2014; Lovenduski and Norris 2003; Wängnerud 2000) but there is evidence that some rightist parties (particularly in the UK and Germany) advocate at least on some occasions feminist ideas (Bryson and Heppell 2010; Campbell and Childs 2015; Childs and Webb 2012; Kittilson 2006; Wiliarty 2010). Karen Celis and Sarah Childs explore whether non-feminist claims to represent women, i.e. attempts to promote traditional gender roles, might still be defined as substantively representing women if identifiable groups of women support these policies and as such they disavow a feminist application of a theory of false consciousness (Celis and Childs 2014b). However, even if the assumption that the substantive representation of women requires challenging traditional roles is retained, it is not obvious that rightist parties will inevitably espouse anti-feminist ideologies. Here we undertake an empirical investigation of the extent to which rightist parties represent feminist ideology and whether this varies across mainstream rightist parties and parties of the populist radical right in Western Europe.

In order to unpack how such parties might seek to represent women voters we need to define the varieties of rightist ideology that parties espouse, and how these in turn impact (1) the amount of attention parties give to gender issues and (2) in what direction (feminist or other). Celis and Childs outline how differences in rightist thought have varying implications for the representation of women (Celis and Childs 2014b: 7); they differentiate between social/moral conservatism and economic liberalism/conservatism and argue that morally conservative rightist parties are likely to espouse a more traditional view of gender roles than rightist liberal parties. In

the same vein, (Erzeel and Celis 2015) find that rightist parties' positioning on postmaterialist issues was a far better predictor of the amount of attention they give to gender issues than their stance on socio-economic issues, because gender equality concerns fit within a larger package of postmaterialist issues that appeared on the political agenda in the 1970s (see also Inglehart and Norris 2003). Furthermore, various contributions to this special issue describe varieties of conservatism and suggests that all can be present in one rightist party (such as the Republican party in the United States) or might be more diffusely spread across a number of parties in a multiparty system (for example in the Netherlands the CDA might be described as morally conservative, the VVD liberal conservative and the PVV nationalist conservative). Thus, there is a potential relationship between varieties of conservatism and gender ideology whereby parties of the right might vary in their attitudes to gender equality. Parties' gender ideologies are likely to vary according to their economic, moral and populist ideologies; in the first half of the empirical sections in this article we attempt to map the extent to which this is the case in Western Europe.

### **Voting behaviour**

#### **Studies of the 'Gender Gap'**

Early studies of 'gender'<sup>ii</sup> and voting behaviour, Herbert Tingsten's (1937) *Political Behavior* and Maurice Duverger's (1955) *The Political Role of Women*, both concluded that women were more likely to support rightist parties than men. This trend is often described as the traditional gender gap (à la Norris 1999). However, since the emergence of the high profile 'modern' gender gap in US presidential elections in the 1980s (where more women than men supported the Democratic candidate) the emphasis has shifted from explaining women's support for parties of the right to parties of the left. Early studies of the 'modern' gender gap in the United States gave serious attention to political explanations for gender differences in vote choice (Bonk 1988; Mueller 1988a; Mueller 1988b), but subsequent gender gap literature has focused largely on sociological accounts (notable exceptions include: Immerzeel, Coffé and van der Lippe 2015; Spierings and Zaslove 2015). We argue that the emphasis on sociological factors in studies of the gender gap has led researchers

to overlook ideological differences between the parties that might help explain why some parties of the right remain attractive to women whilst others do not. Recent studies of the populist radical right have brought the political dimension back in but as yet these insights have only rarely been applied to gender gaps in voting behaviour more broadly.

By far the most influential theoretical account of gender and voting in global perspective has been Inglehart and Norris' (2000) global gender gap thesis. They argue that as women have shifted from domestic life into higher education and paid employment their political preferences have moved from an emphasis on traditional values to a demand for more state support for combining work and family life - in the form of social spending on welfare, childcare and education - which has driven them away from supporting parties of the right. Inglehart and Norris' thesis is an important and valuable contribution to our understanding of the impact of gender on voting behaviour in international perspective, but to some extent it sidesteps the issue of party politics. Inglehart and Norris use a straightforward left-right classification of parties to assess the extent to which women in 'traditional societies' (where women are not well represented in higher education and paid employment) vote to the right of men and in 'modern societies' (where there has been a transformation in gender roles) women vote to the left of men. There are various anomalies that do not fit within the global gender gap narrative – although Inglehart and Norris do find a large number of cases that are in keeping with the expectations of the theoretical model – and we question whether these anomalies might be accounted for by drawing party behaviour, particularly ideology, back into accounts of why women might choose to support parties of the right.

It is now well established that there is substantial variation in the gender gap in party support across the globe and within the EU (Abendschön and Steinmetz 2014; Giger 2009; Inglehart and Norris 2000). Attempts to explain this variation have found mixed results, with the impact of individual-level and structural factors fluctuating, apparently erratically, from context to context (Immerzeel, Coffé and van der Lippe 2013). We hypothesise that the seemingly inexplicable shifting in the power of explanatory factors might be explained by the mediating role of variations in party

ideology, with this impacting on women's support for parties of the right (Campbell 2016). The immense transformation of gender roles in Western democracies likely provides the most solid foundations for understanding changes in women's political preferences, but how these translate into party support or voting behaviour has been, we contend, under theorised (Campbell 2016; Gillion, Ladd and Meredith 2014). Accordingly, we explore in the second half of the empirical analyses whether variations in the political ideologies of parties of the right can help to explain gender variations in support for these parties across Western Europe.

### **Studies of the Populist Radical Right (PRR)**

One of the most consistent findings in studies of the populist radical right (PRR) is that these parties tend to gain a disproportionate share of their support from men (Arzheimer and Carter 2006; Betz 1993; Immerzeel, Coffé and van der Lippe 2013; Kitschelt 1997; Lubbers, Gijsberts and Scheepers 2002; Norris 2005). However, we should note that the extent in the gender gap in support for PRR parties varies considerably and is sometimes overstated (Mayer 2015; Spierings and Zaslove 2015; Spierings and Zaslove 2017). The literature has principally attempted to explain gender differences in support for PRR parties by drawing on structural explanations for the sociological bases of PRR support. A structural account emphasises the fact that working-class men are disproportionately among the losers in the post-industrial nation states of contemporary Europe and are therefore more likely to be drawn to PRR parties than women. There are many more men among the blue collar workers, whose financial prospects have diminished as the result of the shift from manual to service sector employment, than women who are more often employed in the service sector (Ford and Goodwin 2014). If structural differences in men and women's employment do in fact account for the gender gap in the support for radical right parties then we would expect the gender gap to disappear when measures of employment type are included in analyses. However, Terri Givens argues that the gender gap in votes for the radical right cannot be simply explained away by controlling for structural factors (Givens 2004); she finds considerable variation by country finding only a negligible gender gap in Denmark compared with a much larger gap in France and Norway. In

their study of 12 nations Tim Immerzeel et al. also find considerable variation in the radical right gender gap by country and the extent to which individual level (structural explanations) or contextual level (political explanations) helped to explain the variations in the gender gap (Immerzeel, Coffé and van der Lippe 2013). Immerzeel et al. utilise contextual level factors such as the age and popularity of the party and its outsider status in their analysis. In a similar vein, Mudde (2007) argues that women, because they have lower levels of political efficacy, are less likely to vote for new or radical parties. We hypothesise that party gender ideology is also likely to be a crucial factor for explaining gender differences in support for parties of the PRR; we expect parties that adopt more traditional gender ideologies to secure proportionately fewer votes from women than parties who adopt feminist gender ideologies.

The lack of systematic analysis of the link between structural explanations (demand-side accounts) and political explanations such as the ideological positioning of parties and the behaviour of their leadership (supply-side accounts) is addressed in the special issue on gender and populist radical-right politics of *Patterns of Prejudice* (Spierings et al. 2015). The authors question whether gender plays a significant part in the platforms of PRR parties and whether this has changed over time. Historically parties on the populist radical right (PRR) have been associated with traditional attitudes to gender roles as a result of a nativist emphasis on the role of women as mothers. However, in the post-9/11 era there has been a shift in the discourse of much of the PRR, particularly in Northern Europe, to a focus on islamophobia and the portrayal of Muslim immigrants as a threat to liberal values including gender equality (Akkerman 2015; de Lange and Mügge 2015). As such we might expect there to be increasing variation in the gender ideology of PRR parties and some may in fact espouse positions on gender equality that are equally or even more feminist than more mainstream rightist parties. Sarah de Lange and Liza Mügge argue that political scientists have underestimated the variation in the gender ideologies of PRR parties: they find that not only neoliberal PRR but also some nationalist populist parties adopt modern views on gender equality (de Lange and Mügge 2015: 19). Here, we extend de Lange and Mügge's study of the Netherlands and

Flanders and map the gender ideologies of mainstream rightist and PRR parties across 13 Western European nations to establish whether PRR parties are more traditional in their attitudes to gender equality compared with mainstream rightist parties.

The literature on the PRR has moreover largely operated as though support for these parties is deviant. Yet, recent studies argue that this may be mistaken and that the explanations for the gender gap for support of the PRR mirrors support for rightist parties more generally (Spierings and Zaslove 2015). If this analysis is correct then the sources of the modern gender gap ought to explain the PRR gender gap equally well. We therefore explore whether gender differences in support for parties of the right apply across both mainstream rightist parties and PRR parties, or whether there is a split with parties of the PRR being particularly attractive to men.

## **Method**

### **Measuring Ideology**

Ideologies are belief systems that are shared by members of a particular group (Van Dijk 2006: 116). Variations in political ideology will only lead to gender gaps in party support if, on average, men and women hold different ideological positions. However, we know from the extensive gender gap literature that there have been fairly consistent gender differences in ideology across time and place. For example, Gillion et al. (2014) contend that party ideological polarisation provides a more persuasive account of the emergence of the modern gender gap in the United States (where more women than men support democratic party candidates) than either the gender realignment thesis, or other accounts that focus on women's changing position in society. They argue that because gender differences in political attitudes and preferences predated the gender gap and have remained relatively stable they are unlikely drivers of the variation in the gender gap. They find that in the US policy preferences have become more closely associated with partisanship over time; this suggests that the gender gap in party support is driven by party polarisation in ideology. In this paper we attempt to operationalise political ideology in a comparative study of Western European democracies, not using respondents' own assessments of party ideology (à la Gillion et al.) but



external measures of party ideology collected from expert surveys. The use of external measures of ideology allows us to avoid endogeneity problems that may occur should respondents to voter surveys retrospectively align their policy preferences, judgements of party positions and vote choice and is thus a complement to Gillion et al's innovative approach.

Our measures of party ideology include socialist/laissez-faire (economic), GAL/TAN (green/alternative/libertarian versus traditional/ authoritarian/nationalist) (Bakker et al. 2015), and traditional/feminist attitudes to gender roles (gender) ideologies. Economic and moral ideologies have wide resonance, which might help to explain the attitudes of the majority of the population. Gender ideology on the other hand is likely to be highly salient to a subset of the population, who espouse a feminist gender ideology.<sup>iii</sup> We include measures of economic and moral ideology because of their salience in the gender gap literature and within the literature on rightist parties' representation of women. Both literatures suggest that left-leaning economic ideology is likely to be associated with women's support for parties of the left but a right-leaning moral ideology is likely to be associated with support for traditional gender roles.

### **Expert survey**

There are multiple possible methods for assessing the positions parties take in ideological space including: analysis of manifestos, roll-call voting, television debates, leaders' speeches, voter evaluations and expert judgements (Bakker et al. 2015). Making use of expert judgements by conducting an expert survey is an efficient means for gathering data on a large number of parties that is not dependent on the variation in quality of either party manifestos, their representation in legislatures or voter knowledge (Benoit and Laver 2006; Hooghe et al. 2010; Rohrschneider and Whitefield 2009). Furthermore, there is a lack of high quality comparative data on parties' positions on gender equality. The comparative manifestos project (CMP) includes a measure of family values and one on 'equality' but both do not measure gender equality per se. The family values item is very general and measures moral conservatism rather than feminist values. The item on equality measures equality in general and the protection of 'underprivileged groups' but again not gender

equality specifically. The use of an expert survey is a good alternative to manifesto data in the context of this exploratory paper. Peter Mair described the results of expert surveys as a synthesis of parties' past behaviour, policy programmes, ideologies and elite and mass assessments filtered through the perceptions of the expert; as such he considered expert surveys to provide a quick and relatively easy short cut for gathering party position data (Mair 2001). One of the potential weaknesses of expert surveys described by Mair was the difficulty experts face when locating parties on policy domains that are not particularly salient for that party. Whilst this is a potential criticism of expert surveys with a broad remit we believe it to be an argument in support of their use in the case of attempting to measure parties' positions on gender equality. In the main gender equality is not one of the most critical axes used to describe party competition in the study of comparative politics. As such attitudes to gender equality represent just the kind of auxiliary axis that might be miscoded in a general expert survey and warrants a separate set of expert judgements from gender and politics scholars. Gender and politics is a subfield of political science and as such there are fewer gender and party politics scholars available to participate in an expert survey, with rich country knowledge, than would exist for a more general survey. Therefore, we rely on smaller sample sizes than is ideally described in the expert survey literature. However, the debate in the expert survey literature also suggests that expert surveys are less reliable when experts are not confident in their judgements which leads to seemingly random fluctuation in scores. As such we would argue that relying on the expert judgement of a smaller number of confident experts is likely to produce more reliable results than expanding the data collection exercise. We utilise data from an original expert survey of gender and politics scholars in order to capture the parties' positions on gender equality and add it to publically available data from the 2014 Chapel Hill expert survey (CHES, Bakker et al. 2015) on socialist/laissez-faire and liberal/authoritarian ideology. Future research should collate information on party position from a range of sources to test whether the findings from the gender expert survey can be replicated.

For our gender and politics expert survey we compiled a master list of 173 experts in gender and politics in 15 Western European Countries (Austria, Belgium, Denmark, Finland, France, Germany, Ireland, Italy, the Netherlands, Norway, Portugal, Spain, Sweden, Switzerland and the United Kingdom).<sup>iv</sup> We included experts in our list if they had published on gender and party politics in the specified country or if they were recommended to us by experts in the field. In total 83 (48%) experts participated in the survey giving us an average number of 5 respondents per country (the country coverage is set out in table 1 below). We set a minimum number of experts of 3 per country, this is two lower than recommended in the expert survey literature (Huber and Inglehart 1995), but allowed us to retain France and Portugal<sup>v</sup> in the analysis which we felt was critical to maintain good country coverage. In this article, however, we do not include Norway and Switzerland because these countries were not included in the European Election Study (see below).

In order to maximise response rates we kept our survey to just four items.<sup>vi</sup> The first three items measure the parties' positions on gender equality and the fourth item asks respondents to place the parties on a general left-right scale. In order to ensure that all of the experts employed the same political party concept we asked them to "reflect on the general position of the national leadership of the parties, *not* on the position of the party base or local parties" (Budge 2000; Steenbergen and Marks 2007). The survey elicited contemporaneous judgements of party positions to avoid the difficulties associated with asking survey respondents to make retrospective judgements (Steenbergen and Marks 2007: 349).

*Table 1 about here*

Each party included in the survey was categorized as either 'left' or 'right' based on the party's European Parliament political group affiliation. Parties belonging to the 'Group of the Progressive Alliance of Socialists and Democrats in the European Parliament', the 'Confederal Group of the European United Left – Nordic Green Left' and the 'Group of the Greens/European Free Alliance' were categorized as 'left', parties belonging to other political groups were categorized as 'right'. Within the group of rightist parties we make an additional distinction between 'populist' and 'non-

populist' parties. The classification of populist parties is based on Mudde (2013) and includes the following parties: Austrian Freedom Party (Austria), Alliance for the Future of Austria (Austria), Flemish Interest (Belgium), Danish People's Party (Denmark), National Front (France), Northern League (Italy), Party for Freedom (Netherlands), Sweden Democrats (Sweden) and British National Party (BNP). In addition, we also consider the True Finns (Finland) a populist party (Spierings and Zaslove, 2017; Van Kessel 2015). Non-populist parties include, among others, Christian democratic, conservative and liberal parties.

In order to measure the economic and moral ideological positions of parties in more detail, we use publicly available data from the 2014 Chapel Hill expert survey (CHES; Bakker et al. 2015). Economic ideology classifies parties based on whether "parties want government to play an active role in the economy" (left) or "parties emphasize a reduced economic role for government: privatization, lower taxes, less regulation, less government spending, and a leaner welfare state" (right). Moral ideology classifies parties based on whether they "favour expanded personal freedoms, for example, access to abortion, active euthanasia, same-sex marriage, or greater democratic participation" (libertarian) or whether they "reject these ideas, they value order, tradition, and stability, and believe that the government should be a firm moral authority on social and cultural issues" (authoritarian) (Bakker et al 2015: 144). For each question, country experts positioned parties on a 11-point left-right scale with '0' implying a left/libertarian position, '5' a centre position and '10' a right/authoritarian position.

### **Voter survey**

In the final part of the empirical analysis, information on party and gender ideology from the expert survey is linked to voting behaviour. In order to measure voting behaviour, we use data from the 2014 European Election Study (EES) (EES 2014; Popa et al 2015). The EES survey is a post-election survey that includes representative national samples of the population (aged 18 or older<sup>vii</sup>) in all EU member states. The EES data are very useful for this particular paper because data were collected in May and June 2014<sup>viii</sup>. This timing was close to that of the gender expert survey in 2015, which

maximizes the comparability of data and parties across the two surveys. The EES uses a standardized questionnaire that was identical in the various member states (albeit translated to the appropriate national language). The sample size in each country is approximately 1100 interviews. In this paper, we focus only on the 13 West European countries that are also covered in the gender expert survey<sup>x</sup>. Response rates in the countries under study range between 38 per cent (Netherlands) and 84 per cent (Portugal) (Popa et al 2015; see Appendix for response rates for all countries).<sup>x</sup>

The EES includes different vote choice variables. Here, we use the following question/variable on voting intentions: 'If there were a general election tomorrow, which party would you vote for?'. We use a question on future voting intentions rather than past voting behaviour because in some countries the last parliamentary elections took place well before 2014. Asking participants to recall past voting behaviour is always delicate. In order not to jeopardize the validity of the results, we therefore decided to focus on vote intentions which were measured at the same point in time for all countries<sup>xi</sup>. The models predict party choice, with voters' gender as the only independent variable. In each model, a number of control variables are added that might influence party choice, including respondents' marital status (dummy married/non-married), employment (dummy paid employment/no paid employment), age (categorical, 16/18-39, 40-54, 55+), political efficacy (scale 1-4, with high levels showing low efficacy<sup>xii</sup>) and political interest (scale 1-4, with high levels showing low interest<sup>xiii</sup>).

## Analysis

### **Part I: Mapping the ideological positions of parties of the right on gender ideology across Western Europe**

Figure 1 shows the mean gender role ideology scores of rightist, PRR and leftist parties across the 13 countries in our analysis. Our gender equality experts were asked to place the parties on a 0-10 scale where 0 represents the view that 'women should have an equal role with men in running business, industry and government' and 10 that 'a woman's place is in the home'. There is a great deal of

variation in the gender ideologies espoused by parties of the right in Western Europe. In fact, the mean is for rightist parties below five showing that the parties were on average judged slightly more feminist than traditional in their gender role ideologies and the mean score for PRR parties was 6- slightly more traditional than feminist on average. For leftist parties the mean was 1 indicating that on average our experts rated leftist parties as highly feminist. Among rightist parties the lowest score was 0 and the highest 10 demonstrating that parties of the right in Europe can be classified across the full spectrum of gender role ideology. Thus, we cannot see a single narrative whereby parties of the right adopt anti-feminist gender ideologies. Given the spread of gender ideology among rightist parties it is conceivable that variations in gender gaps in support for parties of the right might be explained by variations in party ideology. The PRR parties with the most traditional gender role ideologies were found in Belgium, Germany, Austria and France - all with means above seven. The only country with a PRR party with a feminist gender ideology score (i.e. below 5) was the Netherlands, and in Sweden the mean was 5 indicating a neutral (neither feminist nor traditional gender ideology). This is in keeping with the PRR literature, which identifies a shift in the narrative in Northern Europe that deliberately conflates anti-immigrant/anti-muslim sentiment with feminism (Meret and Siim 2013).<sup>xiv</sup>

*Figure 1 about here*

*Figure 2 about here*

Figure 2 shows the correlation between gender ideology, economic ideology and liberal/authoritarian ideology (measured using gal/tan). It is clear that there is a closer relationship between liberal/authoritarian ideology and gender ideology (Pearson R of .846\*\*) than between economic and gender ideology (Pearson R of .572\*\*); this relationship is to be expected given the association between authoritarian attitudes and attitudes to gender roles which are both strongly related to religiosity. It is clear from figure 2 that there is both a distinctive pattern with parties of the left espousing more liberal and feminist ideologies than parties of the right and that parties of the PRR are predominately found in the top right-hand corner (the most authoritarian and least

feminist). Even so, there is considerable variation within party types with a good number of mainstream parties of the right occupying the same ideological space on gender equality and liberalism as leftist parties. This data provides, then, evidence that although the general trend for leftist parties to be more feminist and liberal than parties of the right remains, there is considerable competition between parties of the left and right in this ideological space. On this basis we might suggest that this constitutes evidence of attempts by some rightist parties to represent feminist women with feminist policies.

The relationship between economic ideology and gender ideology is considerably weaker. There are a large number of parties of the mainstream right who espouse both a feminist gender ideology and rightist economic positions; this provides us with evidence of how a feminist gender ideology can be accommodated by laissez-faire economic ideology, as discussed in the introduction to this article. The extent to which these parties are willing to deploy the apparatus of the state to transform gender roles is not evident here but we can see that feminism and conservatism are not mutually exclusive at least in terms of rhetorical commitment.

Thus far we have described patterns in parties' ideologies without attempting to develop explanatory accounts of the data. In order to begin to see how different party ideologies structure gender ideology, we conduct a (limited) linear regression in Table 2. Due to the small number of cases, the number of independent variables is limited to three: economic socialist/laissez-faire ideology, liberal/authoritarian ideology, and a dummy distinguishing between populist and non-populist parties. Again, the analysis confirms that rightist parties' liberal/authoritarian ideology is a stronger predictor for the gender ideology of parties than their economic ideology. Only the parameter for liberal/authoritarian ideology displays a significant effect, showing that parties become more traditional in their gender stance when they adopt a more authoritarian ideology. On the other hand, parties' economic ideology does no longer shape their gender ideology after controlling for the other variables. It is parties' stance on moral issues and not parties' economic ideology that structures their gender ideology.

## **Part II: Do parties of the right differ in their ability to recruit women voters?**

The second part of the empirical analysis connects data on party ideology and gender ideology to data on voting behaviour. The goal is to see whether parties, and rightist parties in particular, differ in their ability to attract the electoral support of women voters.

Figure 3 shows a histogram of the percentages of women voters in the electorate of leftist and rightist parties using data on party choice from the European Election Study (see above)<sup>xv</sup>. Overall, the mean percentage of women voters in the electorate of leftist parties (mean score of 49.4% female voters) is very similar to that of rightist parties (mean score of 48.5% female voters). A country by country comparison (not shown here) also revealed that left/right differences in female vote support are absent in most countries. Differences are the largest in Denmark, where left parties have on average 57% of female voters and right parties 43.4%, but these differences are not statistically significant. Hence, rightist parties are not any different from leftist parties when it comes to their ability to recruit female voters. Moreover, the fact that the percentage of women voters for rightist parties fluctuates from 27.3% to 75% indicates that the electoral success of at least some rightist parties depends heavily on the electoral support of women.

*Figure 3 about here*

Next, we disaggregate the results, Figure 4 compares the percentage of women voters in the electorate of the populist right and the non-populist right. In most countries –except Italy and the UK<sup>xvi</sup>– the percentage of women voters is higher among non-populist than among populist right parties, confirming the populist radical right gender gap. Especially in Sweden, France and Finland women form a minority of the populist right electorate (corresponding with 21.1%, 30.6%, 32.4% and 34.7% of women voters respectively). But in Austria and the Netherlands, the populist electorate is more gender-balanced. These findings confirm recent studies suggesting that the gender gap in populist radical right voting is not universal (Spierings and Zaslove 2015) and/or might be closing over time (Mayer 2015).

*Figure 4 about here*



In order to understand variation in the electoral support rightist parties receive from women, it is however not only important to look at differences between populist and non-populist parties. The role of gender ideology should also be addressed. In order to do so, we estimate a model of vote choice in Table 3. Given the diversity in parties within one country and given the differences in parties between countries, we are unable to use 'party choice' as the outcome variable. We therefore opted to create a categorical variable as our outcome variable. The outcome variable groups parties according to their party ideology (left/right) and gender ideology (feminist/traditional<sup>xviii</sup>), thus distinguishing between (1) left parties with feminist gender ideologies, (2) left parties with traditional gender ideologies, (3) right parties with feminist gender ideologies and (4) right parties with traditional gender ideologies. The second category (left parties with traditional gender ideologies) is empty and is therefore not included in Table 3. The reference category is 'right parties with traditional gender ideologies. Voters' gender is the independent variable in the model, so we assess to what extent voters' gender influences the probability that a voter votes for a party in one of the categories of the dependent variables. We control for respondents' marital status, paid employment, age, political efficacy and political interest. In order to control for institutional variation between countries, we added country fixed effects.

Table 3 predicts voters' choice for a right party with a traditional gender ideology. The results indicate that, after controlling for third variables, the 'gender' variable remains statistically significant for both outcome categories. Women are more likely than men to vote for a left party with a feminist gender ideology compared to a right party with a traditional gender ideology. A calculation of the odds ratio ( $\text{Exp}(B) = 1.469$ ) indicates that the odds that women make that choice is 1.5 times greater than men making that choice. This again confirms the 'modern gender gap'. Interestingly, women are also more likely to vote for a *right* party with a feminist gender ideology ( $\text{Exp}(B) = 1.326$ ), compared to a party with a traditional gender ideology. This shows that the position rightist parties take on gender issues influences the party's level of support among women voters. In particular, rightist parties who adopt a more feminist stance on gender issues are able to attract

more women voters than rightist parties with a more traditional gender view. It is mostly centre right parties who adopt a more feminist position on gender issues in their public stance and who also have a majority of female voters amongst their electorate. Examples are the Christian democratic parties CD&V in Belgium and Kristdemokraterna in Sweden, and the liberal parties Centerpartiet in Sweden and Swedish People's Party of Finland. These two liberal parties have an outspoken feminist gender ideology, so it is possible that they attract more feminist women voters. The two Christian democratic parties on the other hand adopt a more equivocal stance on gender issues, combining positions that at times support feminist policy interventions and at other times advocating traditional gender roles, which arguably allows them to attract the votes of right-leaning women in their respective countries.

Some of the control variables also show significant results. In line with other studies predicting party choice, we find that left parties draw significantly less from the support of married respondents and older (age 55+) voters. These voters have a higher chance of voting for a right-wing party. The gender ideology of the right party does not play a role here: married and older voters do not prefer a traditional right party over a feminist right party (or vice versa). Decreasing levels of political efficacy and interest decrease the chance that voters cast a vote for a feminist (either left or right) party; they instead opt for a right party with a traditional gender ideology. Age plays a role, with the oldest category of respondents (age 55+) having a significantly higher chance of voting for a right party with a traditional gender ideology.

Table 4 finally shows the same model but with an interaction effect between gender and age. The results show that especially *younger* women have a higher chance of voting for a left party with a feminist gender ideology. This confirms the gender-generation gap (Norris, 1999), namely that especially younger women are drawn to leftist, feminist parties. Right parties with a feminist gender ideology remain more attractive to women in general than right parties with a traditional gender ideology.

*Table 3 and 4 about here*

## Discussion

The exploratory analysis conducted in this article is a first step towards bringing party behaviour, particularly party ideology, into studies of gender and electoral support for rightist parties. We show evidence of rightist parties who adopt feminist gender ideologies succeeding in securing more women's votes than rightist parties who espouse traditional gender ideologies. Future research should add more data points from across time and space. Changes in party gender ideologies over time might be measured through the systematic analysis of party manifestos and leaders' speeches, which would triangulate our findings from expert survey evidence- reducing the risk of bias and path-dependency in the measurements, and allow us to investigate the relationship between political leadership and the gender gap. Our findings suggest that such research would be a fruitful endeavour for subsequent study. Here we were able to demonstrate that there is considerable variation in the gender ideologies of rightist parties; with many mainstream parties of the right competing with parties of the left over what we might consider feminist and liberal ideological space. Although the general trend for leftist parties to be more feminist and liberal than parties of the right holds, there is nonetheless considerable competition between parties of the left and the right that might be suggestive of rightist party attempts to represent feminist women. We find, in other words, that political parties can combine feminism with rightist economic ideologies. Parties of the populist radical right overall adopt more traditional gender ideologies than parties of the mainstream right, even though there is some variation. Although the literature has identified a shift toward more feminist positions among some elements of the PRR, particularly in Northern Europe, these parties remain considerably less feminist in their values than many other parties of the right. Notably, we found only one example of a PRR party with a feminist gender ideology score (PVV in the Netherlands).

How much attention a party gives to gender issues is best understood as determined by their overall position on the libertarian-authoritarian scale rather than linked to their position on gender equality per se. This confirms extant literature that suggests that rightist parties that combine laissez-faire economic values with liberal moral values are most likely to adopt feminist positions. In terms of attracting women voters we find that rightist parties who adopt a feminist gender ideology are able to attract more women voters than other parties of the right. These are mostly centre-right parties such as the Christian democratic CD&V in Belgium and the Kristdemokraterna in Sweden, and the liberal parties Centerpartiet in Sweden and the Swedish People's Party of Finland. The two Christian democratic parties specifically combine feminist and traditional elements in their gender ideology, which arguably allows them to attract right-leaning women voters.

We have explored the role that party ideology plays in gender differences in party support and shown that there is considerable variation in how parties combine economic, moral and gender ideologies that is, in turn, related to their recruitment of women voters. Future studies of the international gender gap in left-right party support should gather systematic information about party positioning to incorporate into explanatory models aimed at deriving more convincing accounts of how and why gender gaps vary across time and space.

## **Bibliography**

- Abendschön, Simone, and Stephanie Steinmetz. 2014. "The Gender Gap in Voting Revisited: Women's Party Preferences in a European Context." *Social Politics: International Studies in Gender, State & Society*.
- Akkerman, Tjitske. 2015. "Gender and the radical right in Western Europe: a comparative analysis of policy agendas." *Patterns of Prejudice* 49(1-2):37-60.

- Arzheimer, Kai, and Elizabeth Carter. 2006. "Political opportunity structures and right-wing party success." *European Journal of Political Research* 41(3):419-43.
- Bakker, Ryan, Catherine de Vries, Erica Edwards, Liesbet Hooghe, Seth Jolly, Gary Marks, Jonathan Polk, Jan Rovny, Marco Steenbergen, and Milada Anna Vachudova. 2015. "Measuring party positions in Europe: The Chapel Hill expert survey trend file, 1999–2010." *Party Politics* 21(1):143-52.
- Benoit, Kenneth, and Michael Laver. 2006. *Party Policy in Modern Democracies*. London: Routledge.
- Betz, Hans-George. 1993. "The New Politics of Resentment: Radical Right-Wing Populist Parties in Western Europe." *Comparative Politics* 25(4):413-27.
- Bonk, Kathy. 1988. "The selling of the 'gender gap': the role of organised feminism." Pp. 82-101 in *The Politics of the Gender Gap: The Social Construction of Political Influence*, edited by Carol Mueller. Newbury Park, CA: Sage.
- Bryson, Valerie, and Timothy Heppell. 2010. "Conservatism and feminism: the case of the British Conservative Party." *Journal of Political Ideologies* 15(1):31-50.
- Budge, I. A. N. 2000. "Expert judgements of party policy positions: uses and limitations in political research." *European Journal of Political Research* 37(1):103-13.
- Campbell, Rosie. 2016. "Representing women voters: the role of the Gender Gap and the response of political parties." *Party Politics* 22(5):587-97.
- Campbell, Rosie, and Sarah Childs. 2015. "What the Coalition Did for Women: A New Gender Consensus, Coalition Division and Gendered Austerity." Pp. 397-499 in *The Coalition Effect, 2010–2015*, edited by Anthony Seldon and Mike Finn. Cambridge: Cambridge University Press.
- Celis, Karen. 2006. "Substantive Representation of Women: The Representation of Women's Interests and the Impact of Descriptive Representation in the Belgian Parliament (1900–1979)." *Journal of Women, Politics & Policy* 28(2):85-114.

- Celis, Karen, and Sarah Childs. 2011. "The substantive representation of women: what to do with conservative claims? ." *Political Studies* 60(1):213-25.
- (Eds.). 2014a. *Gender, Conservatism and Political Representation*. Colchester: ECPR press.
- . 2014b. "Introduction: the 'puzzle' of gender, conservatism and representation." Pp. 1-20 in *Gender, Conservatism and Political Representation*, edited by Karen Celis and Sarah Childs. Colchester: ECPR Press.
- Celis, Karen, Sarah Childs, Johanna Kantola, and Mona Lena Krook. 2014. "Constituting women's interests through representative claims." *Politics and Gender* 10(2):149-74.
- Childs, Sarah, and Paul Webb. 2012. *Sex, Gender and the Conservative Party*. London: Palgrave Macmillan.
- de Lange, Sarah L., and Liza M. Mügge. 2015. "Gender and right-wing populism in the Low Countries: ideological variations across parties and time." *Patterns of Prejudice* 49(1-2):61-80.
- Duverger, Maurice. 1955. "The Political Role of Women." Paris: UNESCO.
- Erzeel, Silvia, and Karen Celis. 2015. "Political parties, ideology and women's substantive representation." *Party Politics* 22(5):576-86.
- Erzeel, Silvia, Karen Celis, and Didier Caluwaerts. 2014. "Are conservatism and feminism mutually exclusive? A study of 'feminist conservative' voters in Belgium." Pp. 273-86 in *Gender, Conservatism and Political Representation*, edited by Karen Celis and Sarah Childs. Colchester: ECPR Press.
- Ford, Robert, and Matthew Goodwin. 2014. *Revolt on the Right: Explaining Support for the Radical Right in Britain* London: Routledge.
- Giger, Nathalie. 2009. "Towards a modern gender gap in Europe? A comparative analysis of voting behavior in 12 countries." *The Social Science Journal* 46(3):474-92.
- Gillion, Daniel, Jonathan Ladd, and Marc Meredith. 2014. "Education, Party Polarization and the Origins of the Partisan Gender Gap." Social Science Research Network SSRN.
- Givens, Terri. 2004. "The Radical Right Gender Gap." *Comparative Political Studies* 37(1):30-54.

- Hooghe, Liesbet, Ryan Bakker, Anna Brigevid, Catherine De Vries, Erica Edwards, Gary Marks, J. A. N. Rovny, Marco Steenbergen, and Milada Vachudova. 2010. "Reliability and validity of the 2002 and 2006 Chapel Hill expert surveys on party positioning." *European Journal of Political Research* 49(5):687-703.
- Huber, John, and Ronald Inglehart. 1995. "Expert Interpretations of Party Space and Party Locations in 42 Societies." *Party Politics* 1(1):73-111.
- Immerzeel, Tim, Hilde Coffé, and Tanja van der Lippe. 2013. "Explaining the gender gap in radical right voting: A cross-national investigation in 12 Western European countries." *Comparative European Politics*.
- . 2015. "Explaining the gender gap in radical right voting: A cross-national investigation in 12 Western European countries." *Comparative European Politics* 13(2):263-86.
- Inglehart, Ronald, and Pippa Norris. 2000. "The developmental theory of the gender gap: women and men's voting behaviour in global perspective." *International Political Science Review* 21(4):441-62.
- . 2003. *Rising Tide: Gender Equality and Cultural Change Around the World*. Cambridge: Cambridge University Press.
- Kitschelt, Herbert. 1997. *The Radical Right in Europe: A Comparative Analysis*. Ann Arbor: University of Michigan Press.
- Kittilson, Miki Caul. 2006. *Challenging Parties, Changing Parliaments*. Columbus: Ohio State University Press.
- Lovenduski, Joni, and Pippa Norris. 2003. "Westminster Women: The Politics of Presence." *Political Studies* 51(1):84-102.
- Lubbers, Marcel, Mérove Gijsberts, and Peer Scheepers. 2002. "Extreme right-wing voting in Western Europe." *European Journal of Political Research* 41(345-378).

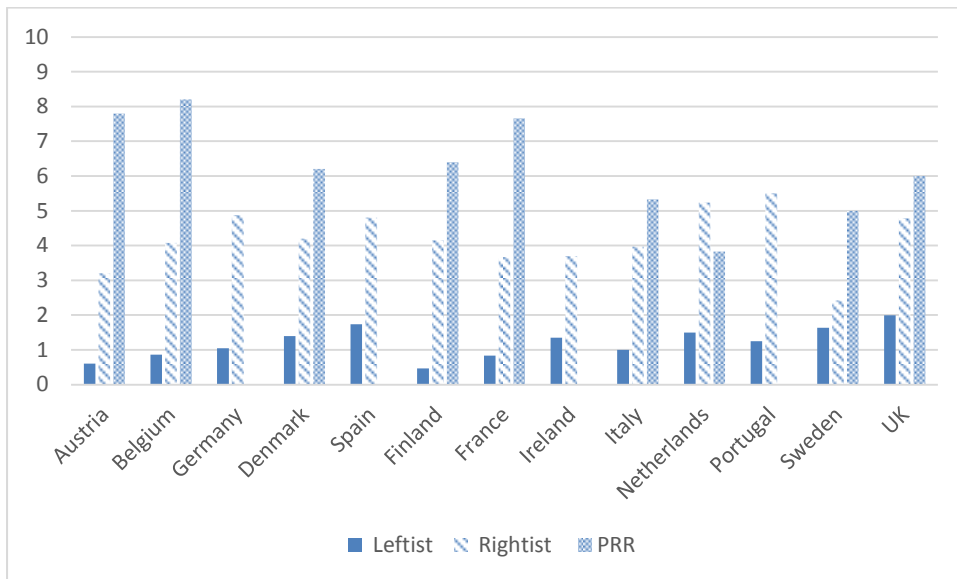
- Mair, Peter. 2001. "Searching for the position of political actors: A review of approaches and a critical evaluation of expert surveys." in *Estimating the policy positions of political actors*, edited by Michael Laver. London: Routledge.
- Mayer, Nonna. 2015. "The closing of the radical right gender gap in France?" *French Politics* 13(4):391-414.
- Meret, Susi, and Birte Siim. 2013. "Gender, populism and politics of belonging: Discourses of Right-Wing Populist parties in Denmark, Norway and Austria." Pp. 78-96 in *Negotiating Gender and Diversity in an emerging European Public Sphere*, edited by Birte Siim and Monika Mokre. London: Palgrave Macmillan.
- Mueller, Carol. 1988a. "The empowerment of women: polling and the women's voting bloc." Pp. 16-36 in *The Politics of the Gender Gap: The Social Construction of Political Influence*, edited by Carol Mueller. Newbury Park, CA: Sage.
- (Ed.). 1988b. *The Politics of the Gender Gap*. Beverly Hills: Sage.
- Norris, Pippa. 1999. "Gender: a gender-generation gap?" Pp. 146-63 in *Critical Elections: British Parties and Voters in Long-Term Perspective*, edited by G. Evans and P. Norris. London: Sage.
- . 2005. *Radical Right: Voters and Parties in the Electoral Market*. Cambridge: Cambridge University Press.
- Norton, Philip, and David. M Wood. 1993. *Back from Westminster*. Lexington, KY University Press of Kentucky.
- Rohrschneider, Robert, and Stephen Whitefield. 2009. "Understanding Cleavages in Party Systems: Issue Position and Issue Salience in 13 Post-Communist Democracies." *Comparative Political Studies* 42(2):280-313.
- Spierings, Niels, and Andrej Zaslove. 2015. "Gendering the vote for populist radical-right parties." *Patterns of Prejudice* 49(1-2):135-62.
- . 2017. "Gender, populist attitudes, and voting: explaining the gender gap in voting for populist radical right and populist radical left parties." *West European Politics* 40(4):821-47.



- Spierings, Niels, Andrej Zaslove, Liza M. Mügge, and Sarah L. de Lange. 2015. "Gender and populist radical-right politics: an introduction." *Patterns of Prejudice* 49(1-2):3-15.
- Steenbergen, Marco R., and Gary Marks. 2007. "Evaluating expert judgments." *European Journal of Political Research* 46(3):347-66.
- Tingsten, Herbert. 1937. *Political Behavior*. Totowa, NJ: Bedminster.
- Van Dijk, Teun. 2006. "Ideology and discourse analysis." *Journal of Political Ideologies* 11(2):115-40.
- Wängnerud, Lena. 2000. "Testing the Politics of Presence: Women's Representation in the Swedish Riksdag." *Scandinavian Political Studies* 23(1):67-91.
- Wiliarty, Sarah. 2010. *The CDU and the Politics of Gender in Germany: Bringing Women to the Party*. New York: Cambridge University Press.

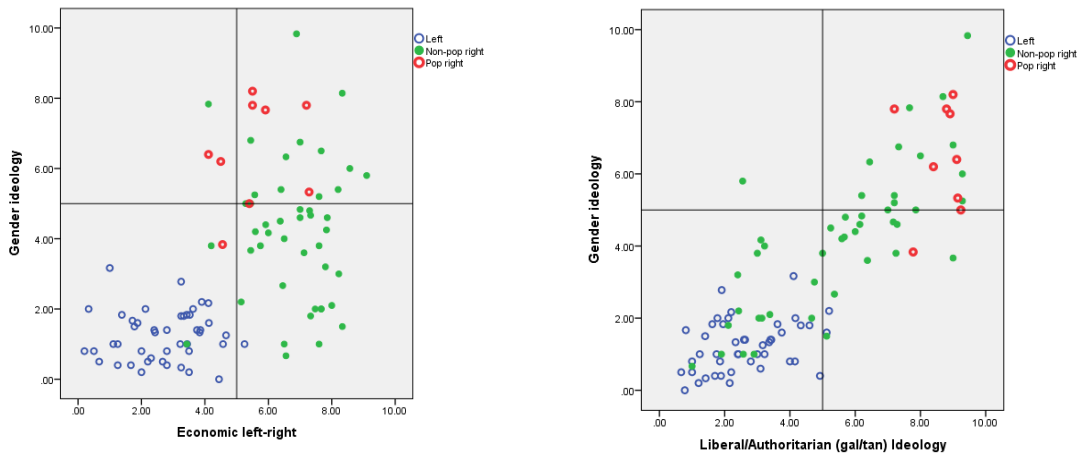
## List of figures

**Figure 1:** Mean gender ideology of rightist, PRR and leftist parties in Europe

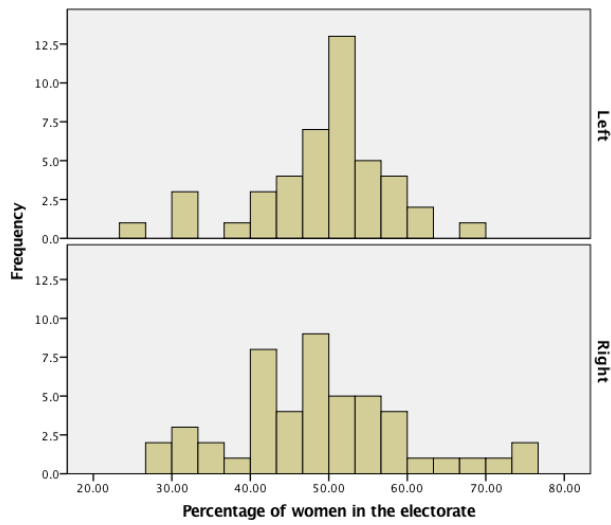


Note: Gender ideology is measured on an 11-point scale, with 0 indicating a feminist gender ideology and 10 indicating a traditional gender ideology

**Figure 2:** Correlations between gender ideology and economic vs liberal/authoritarian (gal/tan) ideology

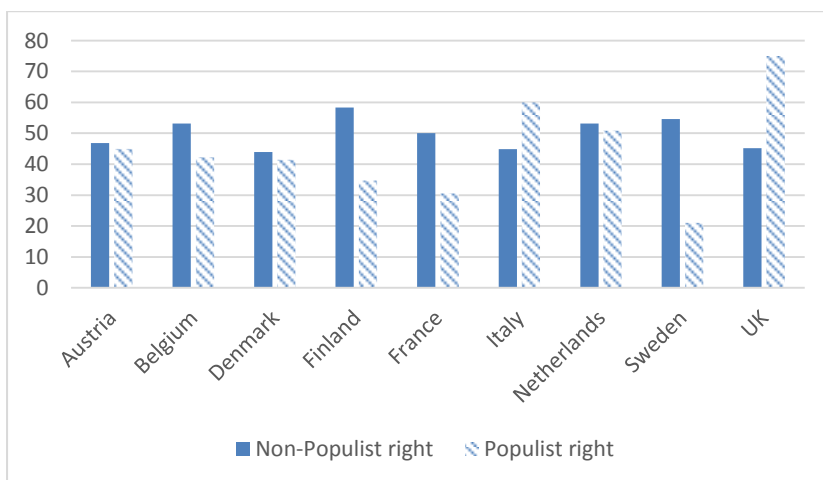


**Figure 3:** Percentage of women in the electorate of leftist and rightist parties



Note: For leftist parties: N=44; Mean=49.4; Standard Deviation=8.6; Min=25, Max=69.4. For rightist parties: N=49; Mean=48.5; Standard Deviation=11; Min=27.3, Max=75.

**Figure 4:** Percentage of women in the electorate of populist versus non-populist right parties



(The number of respondents who supported the PRR was less than 50 in Belgium, Italy and the UK)

## List of Tables

**Table 1:** Experts and Political Parties included in the survey

Country	Experts	Parties
Austria	5	9
Belgium	8	16
Denmark	5	7
Finland	5	8
France	3	13
Germany	10	9
Ireland	6	10
Italy	6	12
Netherlands	6	10
Norway	3	9
Portugal	4	11
Spain	6	15
Sweden	5	11
Switzerland	6	12
United Kingdom	5	18

**Table 2:** OLS regression of gender ideology of rightist parties

	Model 1 - Gender ideology B (S.E.)
Intercept	.582 (1.636)
Socialist/laissez-faire	.034 (.186)
Libertarian/authoritarian	.593 (.113)***
Populist right party	.666 (.644)
Adjusted R <sup>2</sup>	.567
N	42

Note: the B-coefficients are unstandardized coefficients. \*\*\*p<0.001; + p<0.1. VIF scores range from 1.211 to 1.67, indicating that multicollinearity is not a problem in either model.

**Table 3:** Multinomial Logistic Regression predicting party choice by gender ideology

	Vote for <i>left</i> party with feminist gender ideology B (S.E.)	Vote for <i>right</i> party with feminist gender ideology B (S.E.)
Intercept	1.635 (.169)***	2.169 (.182)***
Gender (=female)	.384 (.061)***	.282 (.065)***
Marital status (= not married)	.157 (.064)*	-.074 (.069)
Employment (=paid employed)	-.017 (.069)	-.104 (.074)
Age (in categories)		
16/18-39 year	.303 (.08)***	.107 (.087)
40-54 year	.175 (.081)*	-.095 (.088)

Political efficacy	-.382 (.043)***	-.651 (.048)***
Political interest	-.140 (.034)***	-.134 (.037)***
Nagelkerke R <sup>2</sup>	.208	
N	9410	

Note: The model is a fixed effect model with country dummies. Reference category is 'vote for right party with traditional gender ideology'. The fourth category 'vote for left party with traditional gender ideology' remains empty and is therefore not included in the Table. the B-coefficients are unstandardized coefficients. \*\*\*p<0.001; \*\*p<0.01; \*p<0.05.

**Table 4:** Multinomial Logistic Regression predicting party choice by gender ideology, with interaction effects

	Vote for <i>left</i> party with feminist gender ideology B (S.E.)	Vote for <i>right</i> party with feminist gender ideology B (S.E.)
Intercept	1.647 (.171)***	2.181 (.184)***
Gender (=female)	.346 (.086)***	.260 (.090)**
Marital status (= not married)	.170 (.065)**	-.070 (.070)
Employment (=paid employed)	-.018 (.069)	-.106 (.074)
Age (in categories)		
16/18-39 year	.152 (.109)	.089 (.116)
40-54 year	.245 (.108)*	-.124 (.117)
Political efficacy	-.383 (.043)***	-.652 (.048)***
Political interest	-.138 (.034)***	-.135 (.037)***
Female*16/18-39 year	.296 (.149)*	.049 (.162)
Female*40-54 year	-.138 (.145)	.050 (.156)

Nagelkerke R <sup>2</sup>	.210
N	9410

Note: The model is a fixed effect model with country dummies. Reference category is 'vote for right party with traditional gender ideology'. The fourth category 'vote for left party with traditional gender ideology' remains empty and is therefore not included in the Table. the B-coefficients are unstandardized coefficients. \*\*\*p<0.001; \*\*p<0.01; \*p<0.05.

**Appendix 1.** Response rates for countries in European Election Survey 2014

Country	N (net interviews)	Response rates
Austria	1114	75%
Belgium	1084	62%
Denmark	1085	46%
Finland	1096	68%
France	1074	59%
Germany	1648	63%
Ireland	1081	77%
Italy	1091	52%
Netherlands	1101	38%
Portugal	1033	84%
Spain	1106	76%
Sweden	1144	52%
United Kingdom	1421	41%

Source: EES 2014; Popa et al 2015.



**Appendix 2.** Comparison between gender expert survey scores and scores by Akkerman (2015)

	Score Akkerman 2015 (-1 – 1)	Score expert survey (0 – 10)
PVV (Netherlands)	0	3.83
Vlaams Belang (Belgium)	1	8.2
FPO (Austria)	0.77	7.8
Front National (France)	1	7.67
Danish People’s Party (Denmark)	0.37	6.2

Note: Akkerman scores (2015) show the average position of the populist radical right parties on family relations in the most recent national election (PVV, FN and DF in 2012; VB in 2010; FPO in 2011), based on election manifestos. Scores range between -1 indicating a liberal position and +1 indicating a conservative position (Akkerman 2015).

<sup>i</sup> A notable exception is Mudde & Kaltwasser (2015).

<sup>ii</sup> The term gender would not have been used by these authors at the time.

<sup>iii</sup> Men can of course espouse feminist gender ideologies but we argue that gender ideology is more likely to be a highly salient issue that might affect vote choice for women rather than men.

<sup>iv</sup> Ideally we would have translated all of the surveys into the country experts’ native languages but we had insufficient resources to do this satisfactorily. We printed the party names in native languages and contacted experts who were proficient in English.

<sup>v</sup> We ran our models excluding France and Portugal and our findings were robust to their exclusion. The analysis is available from the authors on request.

<sup>vi</sup> The full survey is available in the online appendix to this paper.

<sup>vii</sup> Except for Austria, where respondents were 16 years or older.

<sup>viii</sup> Face-to-face interviews were conducted between May 30 and June 27 2014.

---

<sup>ix</sup> In line with the EES dataset, only parties are included that have at least one seat in either the national assembly or in the European parliament.

<sup>x</sup> Data from the European Elections Survey (EES) are available on the website of the Cologne-based GESIS Data Archive for the Social Sciences:  
<https://dbk.gesis.org/dbksearch/sdesc2.asp?no=5160&db=e&doi=10.4232/1.12300>

<sup>xi</sup> In line with previous studies (Ferrin, Fraile, Garcia-Albacete 2017) we find that women are somewhat more likely than men to tick the ‘Refuse’ or ‘Don’t know’ box when asked about future voting intentions. We acknowledge this as a potential methodological problem of survey research. Important for our study however is that the gender gap in the use of the ‘Don’t know/Refuse’ option is not larger for the question on future voting intentions than for the question on actual (past) voting behaviour.

<sup>xii</sup> Scale composed of two items ‘The (nationality parliament) takes the concerns of (nationality) citizens into consideration’ and ‘You trust the (nationality parliament)’. Answer categories: 1-Yes totally, 2-Yes, somewhat, 3-No, not really, 4-No, not at all. Cronbach’s alpha = .823.

<sup>xiii</sup> Question wording: ‘You are very interested in politics’. Answer categories: 1-Yes, definitely, 2-Yes, to some extent, 3-No, not really, 4-No, not at all.

<sup>xiv</sup> In 2015, Akkerman conducted a study of the positions of five PRR parties on family relations based on election manifestos. In appendix 2, we compare her results to the results of the gender expert survey and find that the scores are remarkably similar<sup>xiv</sup>. In both studies, PVV in the Netherlands displays a more liberal position on family relations and a more progressive stance on gender equality compared to the other parties. Three parties – Vlaams Belang (Belgium), FPO (Austria) and FN (France) – stand out as the most conservative ones, in relation to their stance on family relations as well as their stance on gender equality.

<sup>xv</sup> We removed outliers.

<sup>xvi</sup> In Belgium, the UK and Italy there were under 50 PRR voters- given these small sample sizes we cannot draw inferences about the proportion of women voters for the PRR in these countries using the ESS.

<sup>xvii</sup> Parties with a ‘feminist’ gender ideology scored 5 or higher on the gender ideology scale. Parties with a ‘traditional’ ideology scored less than 5 on the gender ideology scale.