

BIROn - Birkbeck Institutional Research Online

Papageorgiou, Kostas A. and Smith, Tim J. and Wu, Rachel and Johnson, Mark H. and Kirkham, Natasha Z. and Ronald, Angelica (2014) Individual differences in infant fixation duration relate to attention and behavioral control in childhood. *Psychological Science* 25 (7), pp. 1371-1379. ISSN 0956-7976.

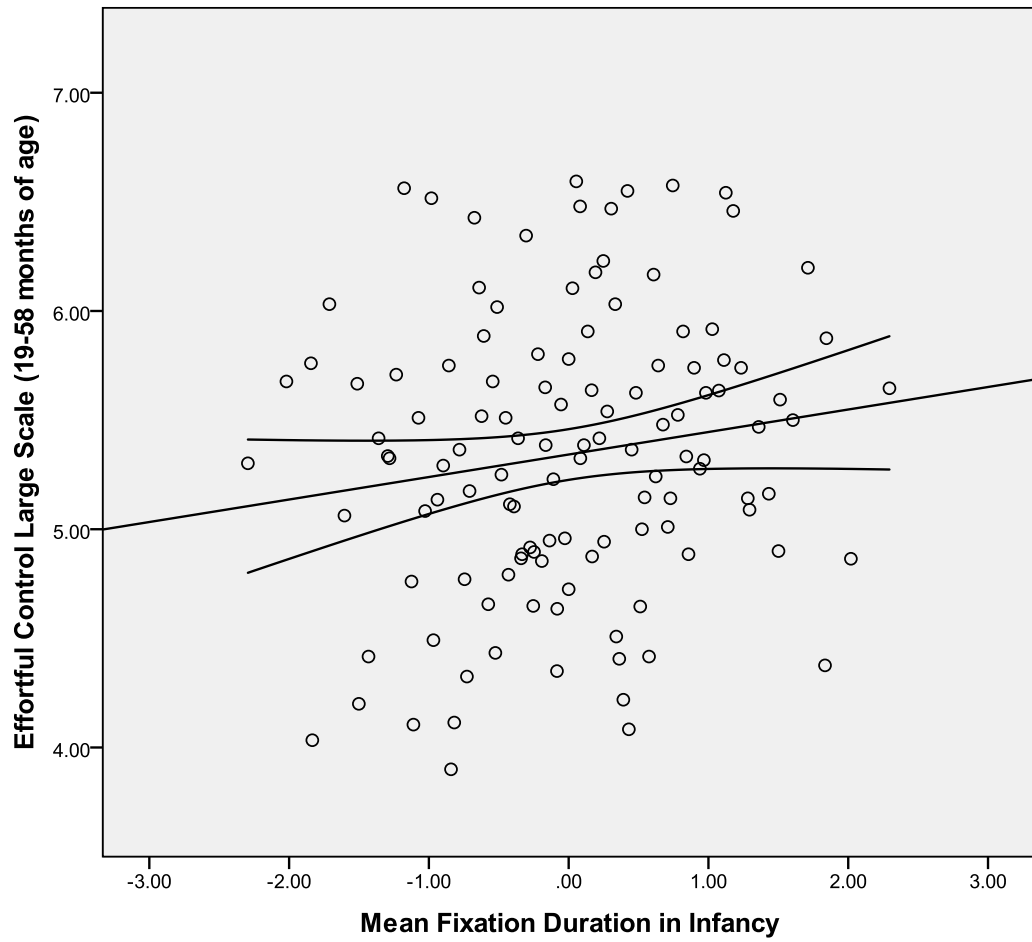
Downloaded from: <https://eprints.bbk.ac.uk/id/eprint/9423/>

Usage Guidelines:

Please refer to usage guidelines at <https://eprints.bbk.ac.uk/policies.html>
contact lib-eprints@bbk.ac.uk.

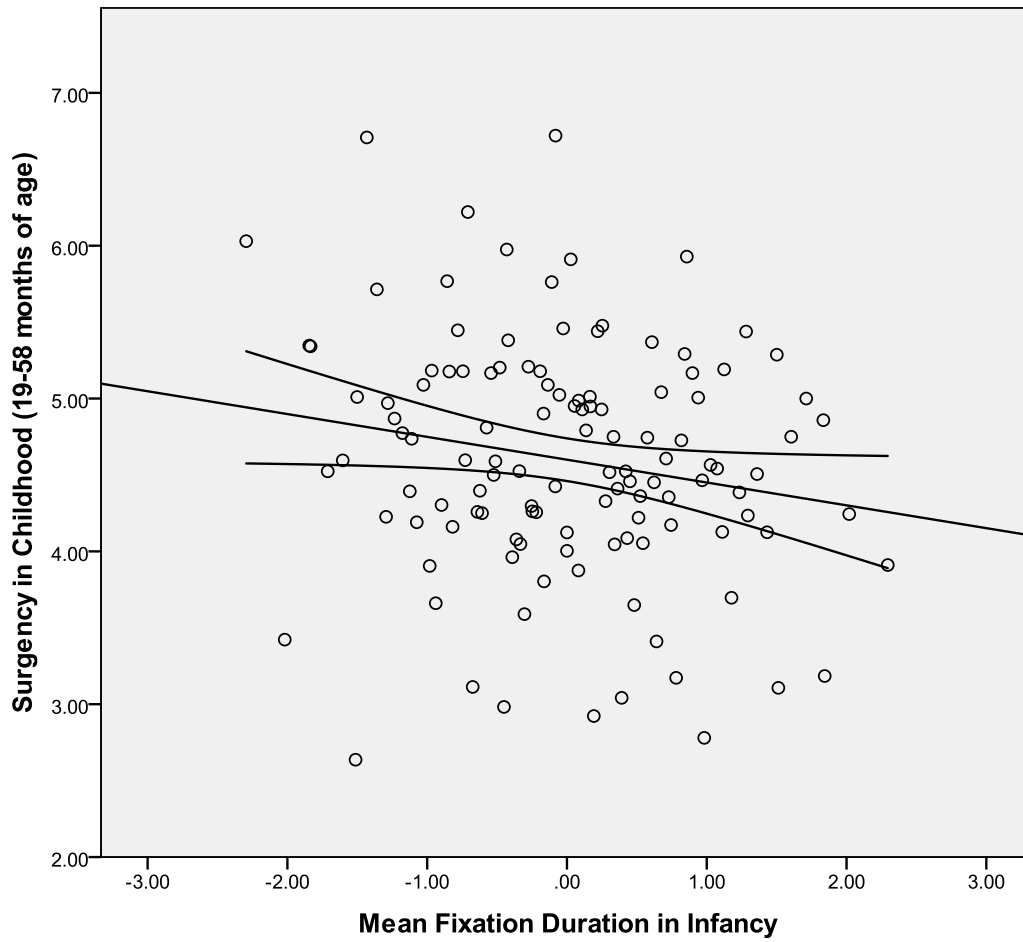
or alternatively

Figure S1. Scatter Plot showing the relationship between mean fixation duration in infancy and effortful control in childhood. The x-axis represents the normalized scores of individual mean fixation duration.



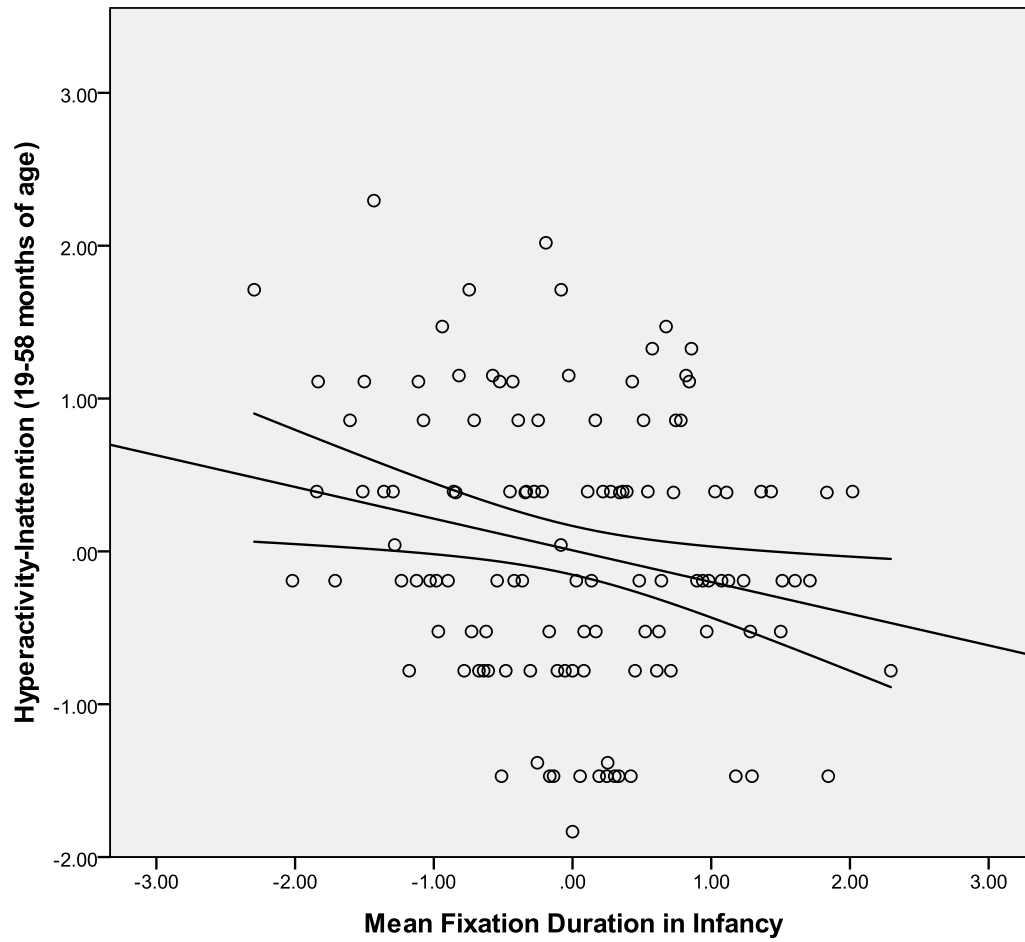
Note. The line represents the best-fit line of the model and the confidence bands surrounding the line represent the 95% confidence intervals of the best-fit line

Figure S2. Scatter Plot showing the relationship between mean fixation duration in infancy and surgency in childhood. The x-axis represents the normalized scores of individual mean fixation duration.



Note. The line represents the best-fit line of the model and the confidence bands surrounding the line represent the 95% confidence intervals of the best-fit line

Figure S3. Scatter Plot showing the relationship between mean fixation duration in infancy and hyperactivity-inattention in childhood. The x-axis represents the normalized scores of individual mean fixation duration.



Note. The line represents the best-fit line of the model and the confidence bands surrounding the line represent the 95% confidence intervals of the best-fit line